

# Summer Vacation

Dear parents ,

Hello! Thank you for your care and support for a long time. Summer holiday is coming, and we are very much concerned about whether students could spend a colorful and happy summer vacation. Because your children are not only the hope and future of the motherland but also expectations of every family. Their security is related to every family. In order to let them have a healthy, safe, civilized and happy holiday, please fulfill the duties of guardians conscientiously and urge children to do safety work well. We put forward the following suggestions to you:

**First**, we should create a good atmosphere at home. Home is the life of the harbor and is the paradise of learning. Many successful examples show that harmonious and good family atmosphere can improve the students' inner qualities spontaneously, develop good study habits and is also conducive to the healthy growth of students. Therefore, as a parent, you should communicate and exchange with your children more, make friends with them, encourage them to do some housework in the range of their own ability and create a clean, beautiful, warm and harmonious family atmosphere.

**Second**, children should maintain regular life and keep learning. Although the summer holiday was a period of rest and relaxation, parents should require children to maintain regular life, go to bed early and rise early. Parents should urge their children to complete homework on time, read some healthy extra-curricular books, broaden children's horizon and expand the field of children's vision. Parents should also encourage students to participate in a variety of reading activities, community activities, social investigation and the social practice activities actively, which could increase their social knowledge. Parents should help children develop good reading habits.

**Three**, life is no small matter; security should be in your mind. Pupils are minors, lack of safety awareness and the sense of safety precaution. Parents should often remind them and teach them the necessary safety prevention knowledge:

1. Pay attention to traffic safety. Children must obey the traffic rules and go out with friends or in your company. If they go out together or alone, they must tell you where they

would go, who would go with them and what time they would come back. Don't promise them that they could invite classmates to play out without permission or stay outside overnight.

2. Safety education about drowning prevention: Children must go swimming under adult supervision. Without safety measures or adult supervision, children mustn't go swimming alone or with friends. Children should learn self-protection knowledge and skills. Security should be always in mind.

3 Parents should pay close attention to kids around your children. Communication with bad guys should be strictly prohibited. Don't open the door to strangers at home or contact with strangers. Prevent violence.

**Forth**, keep civilized on the Internet and keep healthy every day. Children should go on Internet at home under adult supervision. Children shouldn't log in or browse unhealthy website. Children should resist the adverse information consciously. Arrange time reasonably and don't indulge in the games. Children shouldn't go to the game rooms, Internet cafes and other unhealthy places. Be a civilized, good moral juvenile.

**Five**, do exercise regularly and make sure of food safety. Supervise children to do more exercise. Pay attention to personal hygiene, environmental hygiene and food hygiene. Don't eat rotten, bad food or "three nose" food. Don't take children to eat out and participate in the banquet. Prevent overeating and food poisoning.

**Six**, there are some students enrolled in summer school. Please pick up the children according to the rules of the school time.

Dear parents, I hope you can cooperate closely with school, and be positive and responsible to arrange the students' summer life.

The summer vacation begins from May 21<sup>st</sup> to 30<sup>th</sup> June. The school will reopen on July 1<sup>st</sup>.

Finally, hope for our students -- be safe, grow healthily. And we wish you success in work, family happiness, and good luck in everything.

Sonila Bhagat  
Principal

**GREEN FIELD PUBLIC SCHOOL**  
**CLASS - II**  
**HOLIDAY HOME WORK (2019-20)**

**English:**

1. Do the "Sprouts making activity" click the picture of the sprouts you made and paste picture of the sprouts you made and paste it in your English notebook.
2. Prepare 7-8 lines about your best friend in A4 colourful sheet.
3. Read and learn poem unit 3 Ch-1 "A smile" given in course book.
4. Read comprehension type II worksheet 2 and 3, and do the book exercise.
5. Attempt worksheet.

**Hindi:**

1. विभिन्न मौसम के अनुसार पहने जाने वाले कपडों की कटिंग A - 4 शीट पर लगाकर मौसम व कपडो का नाम लिखे।
2. अपनी पाठय पुस्तक से पाठ - 3 म्याँउ - म्याँउ (कविता) याद करे व रंगीन पेपर पर लिखिए।
3. A - 4 शीट पर विभिन्न स्वरो से बनने वाली मात्राओ की तालिका बनाए।
4. रोज हिंदी का अखबार पढ़ने का प्रयास करें व दस संज्ञा शब्दों को छाँटकर रंगीन A-4 शीट पर लिखिए ॥

**Maths:**

1. Learn & Write Tables 2 to 10 on A- 4 sheet.
2. Get different shapes from colorful papers and paste it on an A-4 size sheet in the form of scenery.
3. Do forward counting 501 to 1000 in notebook.
4. Attempt worksheet.

**EVS:**

1. Write the emergency number of the following on A4 size sheet using decorative materials like sketch pens, Colorful papers etc.
  - a. Police station -----
  - b. Ambulance -----
  - c. Fire Station -----
2. Read L - 5 "Animals World" (Make colorful chart & write 10 difficult words in A4 colorful sheet )

L - 6 " Services in the neighborhood" (Make colorful chart & write 10 difficult words in A4 colorful sheet )

3. Attempt worksheet.

**Computer:**

1. Read L-4 "starting and shutting down a PC"

L-5 "know about keyboard"

2. Learn L-1 "Computer- A smart machine"

L-2 "uses of computers"

(Write 10 difficult words in A4 colorful sheet of each chapter)

3. On A4 sheet draw, color and name the different types of keys on keyboard, beautifully as show in page 35 of computer course book.

4. Attempt worksheet

**Hindi Writing:** Do page no 10 to 15.

**English writing:** Do page no 20 to 30.

**ART:** Do page no.26, 27 in art book and make an attractive chart on any topic on environment.

**GK:** Paste the picture of India's prime minister and write five lines on him (In G.K notebook)

**MV:** Write five lines on "Good habit" (On A4 sheet)

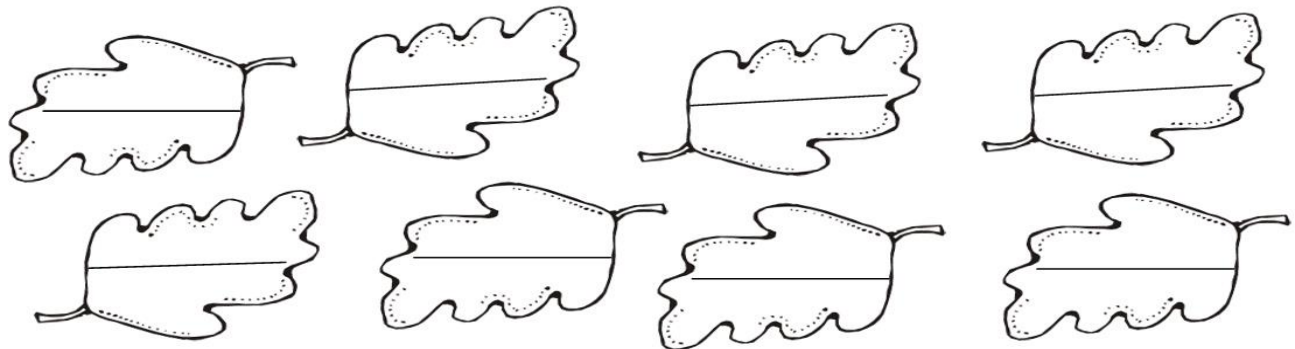
# ENGLISH WORKSHEET(PART 1)

NAME : \_\_\_\_\_

## Nouns

 Directions: **Underline the nouns in the sentences below. Write the noun on a leaf and color it.**

1. The cat is very hungry.
2. A red bird flew by.
3. Is that a new store?
4. The teacher walked in.
5. Is that your pencil?
6. Don't forget to close the door.
7. The sun is bright.
8. Turn off the light.



## ENGLISH WORKSHEET(PART 2)

NAME : \_\_\_\_\_

### Using Nouns

---


Circle the nouns (10 of them!)

brother	run	chairs	flowers	sit
garden	piano	green	Sarah	fast
sad	cat	pizza	friend	table

---

Complete the sentences using nouns from above.

1. This is my \_\_\_\_\_. Her name is \_\_\_\_\_.
2. I like to eat \_\_\_\_\_.
3. My pet is a \_\_\_\_\_.
4. I play the \_\_\_\_\_.
5. There are four \_\_\_\_\_ at our \_\_\_\_\_.
6. The \_\_\_\_\_ smell so good in the \_\_\_\_\_.
7. Your \_\_\_\_\_ is tall!



## HINDI WORKSHEET

NAME : \_\_\_\_\_

### अपठित गद्यांश

नीचे लिखे गद्यांश को ध्यान से पढ़कर प्रश्नों के उत्तर लिखिए—

एक घने जंगल में एक शक्तिशाली हाथी रहता था। वह बहुत जिद्दी था। जंगल के सभी जानवर हाथी से डरते थे। गीदड़ तो उससे बहुत परेशान थे, क्योंकि उनके बच्चे हाथी के पाँव के नीचे कुचले जाते थे। वे हमेशा यही सोचते थे कि किसी तरह यह हाथी मर जाए तो उनके बच्चों के जीवन की रक्षा हो सके।



क) एक घने जंगल में कौन रहता था?

---

---

ख) हाथी से कौन डरता था?

---

---


ग) गीदड़ के बच्चे किसके पाँव के नीचे कुचले जाते थे?


---


# MATHS WORKSHEET





NAME : \_\_\_\_\_






Color (any color) the symbols for hundreds tens and ones and write the numerals and number names for them:

 = 1 hundred

 = 1 tens













 = 1 ones





   +  = \_\_\_\_\_

  +    = \_\_\_\_\_









      +   = \_\_\_\_\_



 +    +    = \_\_\_\_\_

     
    +    
  = \_\_\_\_\_

  +   = \_\_\_\_\_

  +   +   = \_\_\_\_\_

    +     = \_\_\_\_\_

     = \_\_\_\_\_

   +   +  = \_\_\_\_\_



## EVS WORKSHEET

NAME : \_\_\_\_\_

### **Q-1- Fill in the blanks.**

Smell	Taste	See	Hear	Feel
-------	-------	-----	------	------

- a) I can \_\_\_\_\_ different shapes.
- b) I can \_\_\_\_\_ sweets.
- c) I can \_\_\_\_\_ hot milk.
- d) I can \_\_\_\_\_ sweet fragrance of flowers.
- e) I can \_\_\_\_\_ pleasant music.

### **Q-2 – Name the following.**

1. Two eatables made from milk

\_\_\_\_\_

2. Two vegetables you like to eat

\_\_\_\_\_

3. Two fruits you like to eat

\_\_\_\_\_

4. Two food items we get from animals

\_\_\_\_\_

5. Two items we get from plants

\_\_\_\_\_

### **Q-3 – Match the following.**

1. Oil

2. Legs

3. Tulsi

4. Skin

5. Cactus

6. Nuclear Family

7. Mother's mother

a. Three or four members

b. Feel

c. Walk

d. Grandmother

e. Mustard

f. Shrubs

g. Desert plant

**Q-4 – Write 'T' or 'F'**

1. Food helps us to grow.

2. We see with our ears.

3. Palm is a mountainous plant.

4. Nuclear family has four children.

5. Lungs help us to breathe.

\_\_\_\_\_

\_\_\_\_\_


\_\_\_\_\_

\_\_\_\_\_



\_\_\_\_\_

**Q-5 – Draw, name and colour neatly any two internal and two external organs**

**INTERNAL ORGANS**



**EXTERNAL ORGANS**



# COMPUTER WORKSHEET

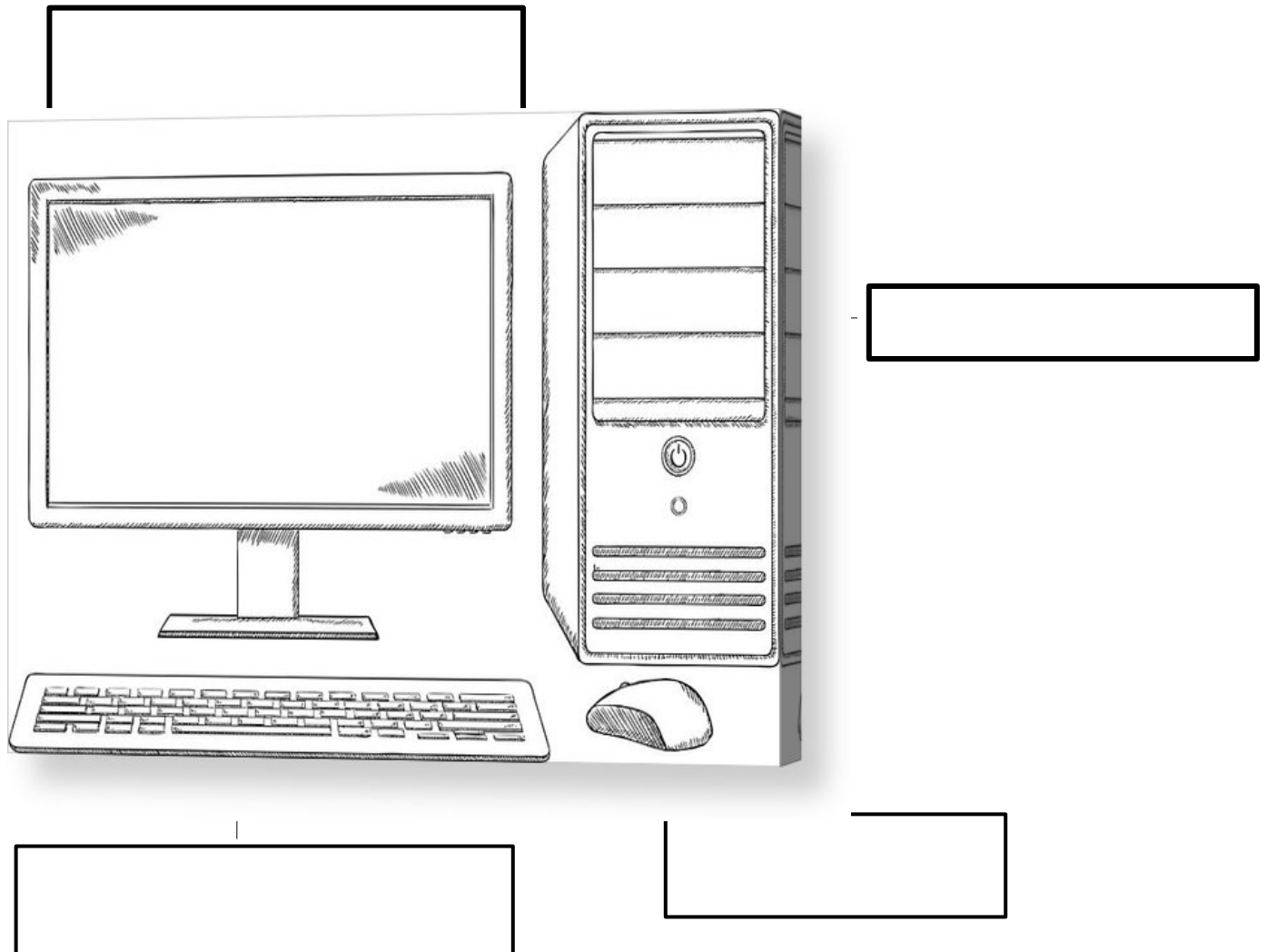
NAME : \_\_\_\_\_

## **Q-1- Fill in the blanks.**

Electricity    Keyboard    desktop    mouse    speakers

- a) A \_\_\_\_\_ is used for typing.
- b) A \_\_\_\_\_ is used to move the cursor / arrow.
- c) The \_\_\_\_\_ are used to listen the music.
- d) An \_\_\_\_\_ is required to run the computer.
- e) A \_\_\_\_\_ computer is kept on a desk.

## **Q-2 – Name the following parts of the computer.**



**Q-3- find the following parts of computer in the word grid given below.**

UPS    PRINTER    SPEAKERS    KEYBOARD    CPU    MOUSE    MONITOR

F	R	S	T	M	H	N	Z	L	M
K	E	Y	B	O	A	R	D	Y	G
N	G	C	P	U	M	W	K	R	B
H	K	P	N	S	V	A	C	J	D
N	O	S	P	E	A	K	E	R	S
T	S	P	R	I	N	T	E	R	X
L	M	O	N	I	T	O	R	Z	R
U	P	S	T	U	V	W	Z	R	Z

**Q-4 – Guess who I am !ntake the help of hints given in the box.**

UPS    CPU    KEYBOARD    MICROPHONE    SPEAKERS    CD/DVD

1. I am a flat board with many keys. \_\_\_\_\_
2. I help you to hear music and other sounds from the computer.  
\_\_\_\_\_
3. Through me you can record voice into the computer. \_\_\_\_\_
4. I stored the information. \_\_\_\_\_
5. I am the brain of the computer. \_\_\_\_\_
6. I keep the computer ON for some time even after the electricity goes off.

**Q-5- Write the full form of the following.**

1. CPU
2. ATM

**Q-6- Write the different types of keys on a keyboard. (go through ch-5)**

1. \_\_\_\_\_

2. \_\_\_\_\_

3. \_\_\_\_\_

4. \_\_\_\_\_

5. \_\_\_\_\_